

THIS DRAWING MAY BE USED ONLY FOR THE PURPOSE INTENDED AND ONLY WRITTEN DIMENSIONS SHALL BE USED

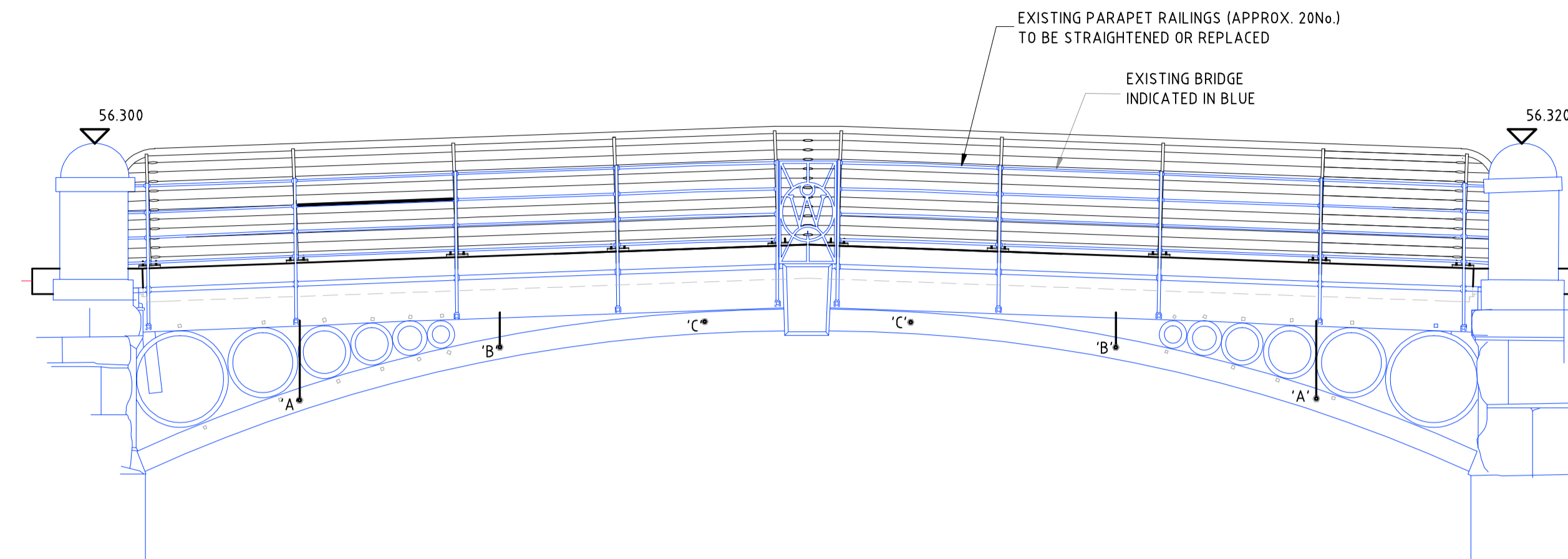
NOTES

- THIS DRAWING IS TO BE READ IN CONJUNCTION WITH D01901/3003.
- DESCRIPTION OF PROPOSED WORKS**

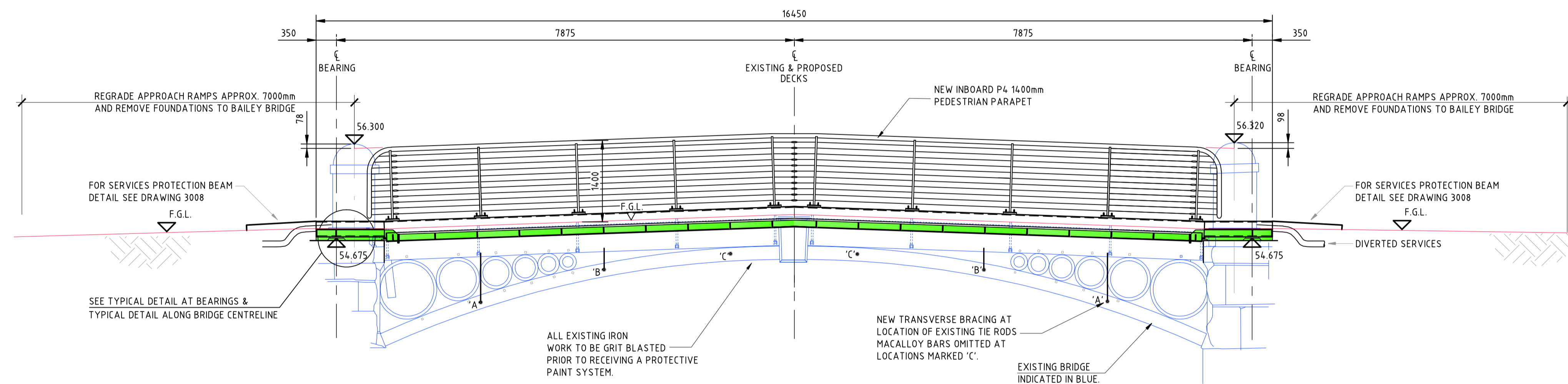
THE BRIDGE IS TO BE STRENGTHENED AND REFURBISHED TO ENABLE IT TO CARRY FOOTWAY LOADING AND TO ENSURE ITS LONG-TERM DURABILITY.

THE PROPOSED WORKS ARE AS FOLLOWS:

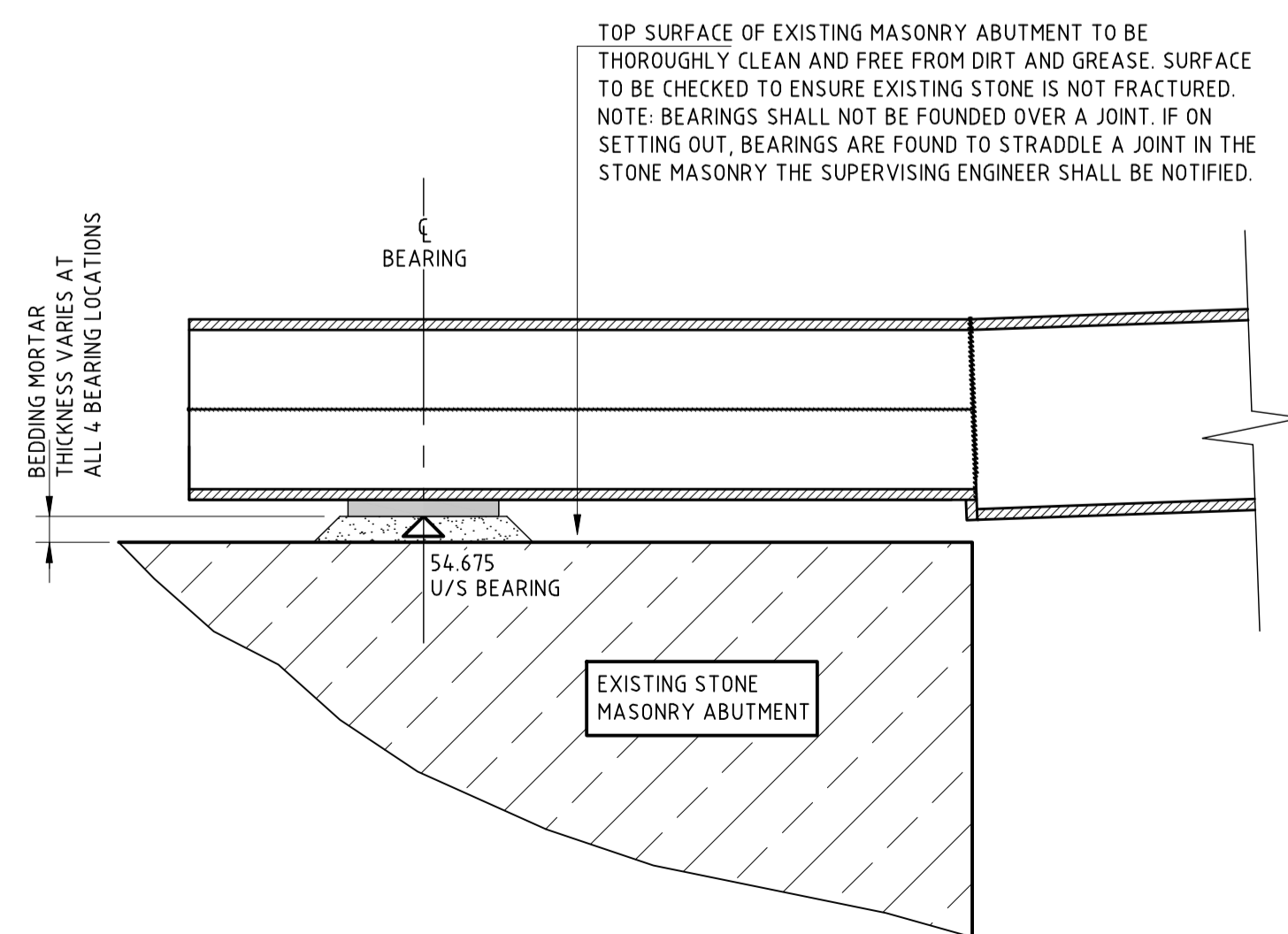
 - REMOVAL OF EXISTING TEMPORARY BAILEY BRIDGE AND FOUNDATIONS.
 - REMOVAL OF FILL AND TIMBER DECKING IN STAGES TO FACILITATE DIVERSION OF SERVICES.
 - GRIT BLAST ALL METALWORK AND PRIME.
 - REPLACEMENT OF THE MISSING END PLAN BRACING MEMBERS (2 No. EACH END).
 - REPLACE MISSING AND CORRODED CONNECTIONS. REPAIR ANY DEFECTS REVEALED DURING GRIT BLASTING.
 - NEW STEEL DECKING AND EDGE BEAMS.
 - DIVERSION OF GAS SERVICE, ELECTRIC AND WATER SUPPLY INTO EDGE BOX SECTIONS.
 - REMOVE EXISTING TIE RODS.
 - STEEL PLATE BONDING TO BOTTOM RIB OF THE CENTRE ARCH.
 - NEW AND ADDITIONAL DIAGONAL BRACING AT SAME LOCATION AS EXISTING TIE RODS.
 - PLACE CONCRETE INFILL ON DECK AND WATERPROOF.
 - LAY FOOTPATH SURFACING.
 - APPLY NEW PROTECTIVE SYSTEM.
 - NEW INBOARD STEEL PARAPETS WITH HORIZONTAL TENSION WIRES AT 100m CENTRES. TOP RAIL TO BE MINIMUM OF 1400mm ABOVE NEW FOOTWAY LEVEL.
 - REFURBISHMENT (STRAIGHTENING/REPLACEMENT) OF EXISTING HORIZONTAL PARAPET RAILINGS.
 - REFURBISH AND REPAIR EXISTING WINGWALL PARAPET RAILINGS.
 - DEVEGETATE AND RE-POINT ABUTMENT AND WINGWALLS AS NECESSARY.
 - RE-GRADE APPROACH RAMP AND RESURFACE.
 - INSTALL EQUESTRIAN SIGNAGE ON APPROACHES TO BRIDGE AND MOUNTING BLOCKS.



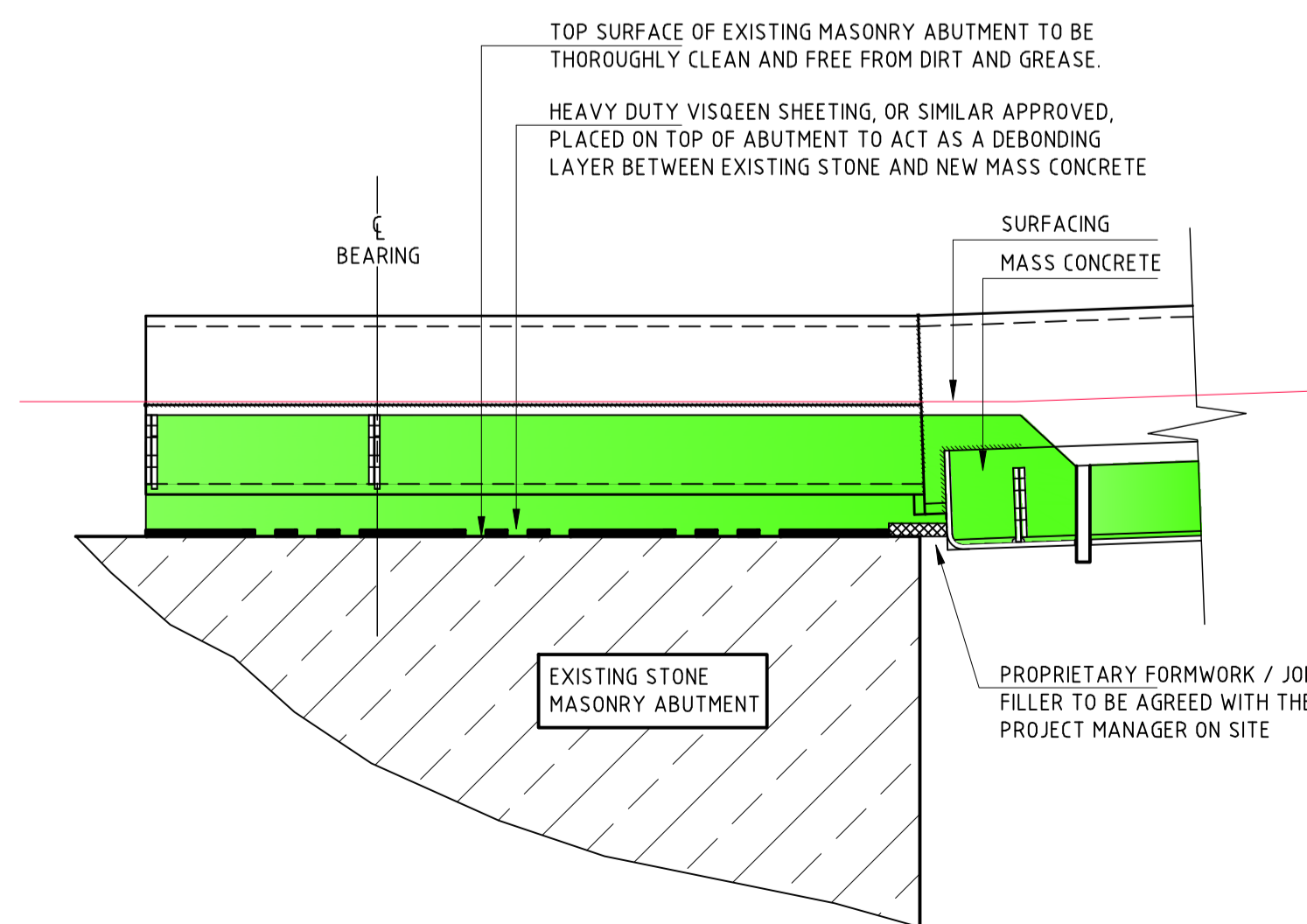
ELEVATION ON BRIDGE
SCALE 1:50



SECTION 1-1.
SCALE 1:50



TYPICAL DETAIL AT BEARINGS
SCALE 1:10



TYPICAL DETAIL ALONG BRIDGE CENTRELINE
SCALE 1:10



PROPOSED BRIDGE

BEARING LEVEL CORRECTED, PARAPET REVISED, TYPICAL DETAILS REVISED	JC	AG	NOV. '07	D
PROPOSED DECK REVISED	JC	AG	NOV. '07	C
CONSTRUCTION ISSUE	JC	SB	JUL. '07	B
TENDER ISSUE	SPH	SB	DEC. '05	A
Revision Details	By	Date	Suffix	
	Check			

Drawing Number: **D101901/3004 D**

IRON BRIDGE RESTORATION PROJECT BRABYNS PARK, MARPLE

Drawing Title:
PROPOSED GENERAL ARRANGEMENT SHEET 2 OF 2

Scale at A1 AS SHOWN @ A1

Drawn	Detailed	Approved
SPH		
Check	Tech Check	Det Check
S.B.		
		Date
		DEC. '05

Scott Wilson Kirkpatrick
St James's Buildings
Oxford Street
Manchester M1 6EF
Telephone (0161) 236 8655
Fax (0161) 228 2581